



| (1)(a) STATEMENT SHOWING SHAREHOLDING PATTERN IN CLAUSE-35 | | | |
|--|-------------------------------|--|---|
| NAME OF THE COMPANY: GAYATRI PROJECTS LIMITED | | Name of the Scrip: GAYAPROJ | |
| SCRIP CODE: 532767 | | | |
| Class of Security: Equity | | | |
| QUARTER ENDED: 31/12/2012 | | | |
| | No. of partly paid-up shares | As a % of total no. of partly paid-up shares | As a % of total no. of shares of the Company. |
| Partly paid-up shares | | | |
| Held by promoter/promoter group | 0 | 0 | 0 |
| Held by Public | 0 | 0 | 0 |
| Total: | 0 | 0 | 0 |
| | No. of outstanding securities | As a % of total no. of outstanding convertible securities. | As a % of total no. of shares of the Company assuming full conversion of the convertible securities |
| Outstanding convertible securities: | | | |
| Held by promoter/promoter group | 0 | 0 | 0 |
| Held by Public | 0 | 0 | 0 |
| Total: | 0 | 0 | 0 |
| | No. of warrants | As a % of total no. of warrants | As a % of total no. of shares of the Company, assuming full conversion of warrants |
| Warrants: | | | |
| Held by promoter/promoter group | 0 | 0 | 0 |
| Held by Public | 0 | 0 | 0 |
| Total: | 0 | 0 | 0 |
| Total paid-up capital of the Company, assuming full conversion of warrants and convertible securities | 30226994 | 0 | 100.00 |



| CATEGORY CODE | CATEGORY OF SHAREHOLDER | NO OF SHAREHOLDERS (III) | TOTAL NUMBER OF SHARES (IV) | NO OF SHARES HELD IN DEMATERIALIZED FORM (V) | TOTAL SHAREHOLDING AS A % OF TOTAL NO OF SHARES | | | SHARES PLEDGE OR OTHERWISE ENCUMBERED |
|---------------|--|--------------------------|-----------------------------|--|---|----------------------------------|-------------------------|---------------------------------------|
| | | | | | AS a PERCENTAGE OF (A+B) (VI) | As a PERCENTAGE of (A+B+C) (VII) | NUMBER OF SHARES (VIII) | |
| (A) | PROMOTER AND PROMOTER GROUP | | | | | | | |
| (1) | INDIAN | | | | | | | |
| (a) | Individual/HUF | 5 | 15211536 | 15211536 | 50.32 | 50.32 | 15187955 | 99.84 |
| (b) | Central Government/State Government(s) | 0 | 0 | 0 | 0.00 | 0.00 | 0 | 0.00 |
| (c) | Bodies Corporate | 0 | 0 | 0 | 0.00 | 0.00 | 0 | 0.00 |
| (d) | Financial Institutions / Banks | 0 | 0 | 0 | 0.00 | 0.00 | 0 | 0.00 |
| (e) | Others | 0 | 0 | 0 | 0.00 | 0.00 | 0 | 0.00 |
| | Sub-Total A(1) : | 5 | 15211536 | 15211536 | 50.32 | 50.32 | 15187955 | 99.84 |
| (2) | FOREIGN | | | | | | | |
| (a) | Individuals (NRIs/Foreign Individuals) | 0 | 0 | 0 | 0.00 | 0.00 | 0 | 0.00 |
| (b) | Bodies Corporate | 0 | 0 | 0 | 0.00 | 0.00 | 0 | 0.00 |
| (c) | Institutions | 0 | 0 | 0 | 0.00 | 0.00 | 0 | 0.00 |
| (d) | Qualified Foreign Investor | 0 | 0 | 0 | 0.00 | 0.00 | 0 | 0.00 |
| (e) | Others | 0 | 0 | 0 | 0.00 | 0.00 | 0 | 0.00 |
| | Sub-Total A(2) : | 0 | 0 | 0 | 0.00 | 0.00 | 0 | 0.00 |
| | Total A=A(1)+A(2) | 5 | 15211536 | 15211536 | 50.32 | 50.32 | 15187955 | 99.84 |
| (B) | PUBLIC SHAREHOLDING | | | | | | | |
| (1) | INSTITUTIONS | | | | | | | |
| (a) | Mutual Funds /UTI | 2 | 1314747 | 1314747 | 4.35 | 4.35 | | |
| (b) | Financial Institutions /Banks | 0 | 0 | 0 | 0.00 | 0.00 | | |
| (c) | Central Government / State Government(s) | 0 | 0 | 0 | 0.00 | 0.00 | | |
| (d) | Venture Capital Funds | 1 | 588351 | 588351 | 1.95 | 1.95 | | |
| (e) | Insurance Companies | 1 | 1198040 | 1198040 | 3.96 | 3.96 | | |
| (f) | Foreign Institutional Investors | 11 | 8544686 | 8544686 | 28.27 | 28.27 | | |
| (g) | Foreign Venture Capital Investors | 0 | 0 | 0 | 0.00 | 0.00 | | |
| (h) | Qualified Foreign Investor | 0 | 0 | 0 | 0.00 | 0.00 | | |
| (i) | Others | 0 | 0 | 0 | 0.00 | 0.00 | | |
| | Sub-Total B(1) : | 15 | 11645824 | 11645824 | 38.53 | 38.53 | | |




| CATEGORY CODE | CATEGORY OF SHAREHOLDER | NO OF SHAREHOLDERS (III) | TOTAL NUMBER OF SHARES (IV) | NO OF SHARES HELD IN DEMATERIALIZED FORM (V) | TOTAL SHAREHOLDING AS A % OF TOTAL NO OF SHARES | | SHARES PLEDGE OR OTHERWISE ENCUMBERED | |
|---------------|---|--------------------------|-----------------------------|--|---|----------------------------------|---------------------------------------|--------------------------------------|
| | | | | | AS a PERCENTAGE of (A+B) (VI) | As a PERCENTAGE of (A+B+C) (VII) | NUMBER OF SHARES (VIII) | AS a PERCENTAGE (IX)=(VIII)/(IV)*100 |
| (1) | (II) | | | | | | | |
| (2) | NON-INSTITUTIONS | | | | | | | |
| (a) | Bodies Corporate | 293 | 464530 | 464530 | 1.54 | 1.54 | | |
| (b) | Individuals | | | | | | | |
| | (i) Individuals holding nominal share capital upto Rs.1 lakh | 10171 | 1670286 | 1667297 | 5.53 | 5.53 | | |
| | (ii) Individuals holding nominal share capital in excess of Rs.1 lakh | 20 | 1082551 | 1082551 | 3.58 | 3.58 | | |
| (c) | Others | | | | | | | |
| | DIRECTORS AND THEIR RELATIVES | 1 | 225 | 225 | 0.00 | 0.00 | | |
| | NON RESIDENT INDIANS | 228 | 145965 | 145965 | 0.48 | 0.48 | | |
| | CLEARING MEMBERS | 22 | 6077 | 6077 | 0.02 | 0.02 | | |
| (d) | Qualified Foreign Investor | 0 | 0 | 0 | 0.00 | 0.00 | | |
| | Sub-Total B(2) : | 10735 | 3369634 | 3366645 | 11.15 | 11.15 | | |
| | Total B=B(1)+B(2) : | 10750 | 15015458 | 15012469 | 49.68 | 49.68 | | |
| | Total (A+B) : | 10755 | 30226994 | 30224005 | 100.00 | 100.00 | | |
| (C) | Shares held by custodians. against which Depository Receipts have been issued | | | | | | | |
| (1) | Promoter and Promoter Group | 0 | 0 | 0 | 0.00 | 0.00 | | |
| (2) | Public | | | | | | | |
| | GRAND TOTAL (A+B+C) : | 10755 | 30226994 | 30224005 | 100.00 | 100.00 | 15187955 | 50.25 |




Statement showing holding of securities (including shares, warrants, convertible securities) of persons belonging to the category "Promoter and Promoter Group"

| Name of the Shareholder | Details of Shares held | | Encumbered shares * | | Details of Warrants | | Details of convertible securities | | Total Shares (including underlying shares assuming full conversion of warrants and convertible securities) as a % of diluted share capital | |
|------------------------------------|--------------------------|--|---------------------|--|---|------------------------------|---|---|--|---|
| | No. of Shares held (iii) | As a % of grand total (A)+(B)+(C) (iv) | Pledge Shares (v) | AS a percentage (vi)=(v)/(iii)*100 (vii) | AS a % of grand total (A) + (B) + (C) of sub-clause (i)(a) (viii) | Number of warrants held (ix) | As a % total number of warrants of the same class (x) | Number of convertible securities held same class (xi) | | As a % total number of convertible securities of the same class (xii) |
| INDIRA SUBBARAMI REDDY TIKKAVARAPU | 10630932 | 35.17 | 10617171 | 99.87 | 35.12 | 0 | 0.00 | 0 | 0.00 | 35.17 |
| SANDEEP KUMAR REDDY TIKKAVARAPU | 4579544 | 15.15 | 4570784 | 99.81 | 15.12 | 0 | 0.00 | 0 | 0.00 | 15.15 |
| JENNA REDDY BRIJ MOHAN REDDY | 450 | 0.00 | 0 | 0.00 | 0.00 | 0 | 0.00 | 0 | 0.00 | 0.00 |
| SULOCHANAMMA GUNUPATI | 450 | 0.00 | 0 | 0.00 | 0.00 | 0 | 0.00 | 0 | 0.00 | 0.00 |
| SARITA REDDY TIKKAVARAPU | 160 | 0.00 | 0 | 0.00 | 0.00 | 0 | 0.00 | 0 | 0.00 | 0.00 |
| TOTAL : | 15211536 | 50.32 | 15187955 | 99.84 | 50.25 | 0 | 0.00 | 0 | 0.00 | 50.32 |



| Statement showing holding of securities (including shares, warrants, convertible securities) of persons belonging to the category "Public" and holding more than 1% of the total number of shares | | | | | | | Total shares (including underlying shares assuming full conversion of warrants and convertible securities) as a % of diluted share capital) |
|---|-----------------------|--|-------------------------|---|---|--|---|
| Name of the shareholder | Number of shares held | Shares as a percentage of total number of shares {i.e., Grant total (A)+(B)+(C) indicated in Statement at para (i)(a) above} | Details of warrants | | Details of convertible securities % w.r.t total | | |
| | | | Number of warrants held | As a % total number of warrants of the same class | Number of convertible securities held | Number of convertible securities of the same class | |
| AFRIN DIA | 2820000 | 9.33 | 0 | 0.00 | 0 | 0.00 | 9.33 |
| INDIA MAX INVESTMENT FUND LIMITED | 2357000 | 7.80 | 0 | 0.00 | 0 | 0.00 | 7.80 |
| BAJAJ ALLIANZ LIFE INSURANCE COMPANY LTD. | 1198040 | 3.96 | 0 | 0.00 | 0 | 0.00 | 3.96 |
| RELIANCE CAPITAL TRUSTEE CO LTD -RELIANCE INFRASTRUCTURE | 994068 | 3.29 | 0 | 0.00 | 0 | 0.00 | 3.29 |
| SPARROW ASIA DIVERSIFIED OPPORTUNITIES FUND | 946490 | 3.13 | 0 | 0.00 | 0 | 0.00 | 3.13 |
| LEMAN DIVERSIFIED FUND | 862600 | 2.85 | 0 | 0.00 | 0 | 0.00 | 2.85 |
| DAVOS INTERNATIONAL FUND | 861200 | 2.85 | 0 | 0.00 | 0 | 0.00 | 2.85 |
| IL&FS TRUST COMPANY LTD A/C IL&FS PRIVATE EQUITY T | 588351 | 1.95 | 0 | 0.00 | 0 | 0.00 | 1.95 |
| UTI MASTER VALUE FUND | 320679 | 1.06 | 0 | 0.00 | 0 | 0.00 | 1.06 |
| ASHISH DHAWAN | 312869 | 1.04 | 0 | 0.00 | 0 | 0.00 | 1.04 |
| TOTAL : | 11261297 | 37.26 | 0 | 0.00 | 0 | 0.00 | 37.26 |

| Statement showing holding of securities (including shares, warrants, convertible securities) of persons (together with PAC) belonging to the category "Public" and holding more than 5% of the total number of shares of the company | | | | | | | Total shares (including underlying shares assuming full conversion of warrants and convertible securities) as a % of diluted share capital) |
|--|-----------------------|--|-------------------------|---|---|--|---|
| Name(s) of the shareholder(s) and the Persons Acting in Concert (PAC) | Number of shares held | Shares as a percentage of total number of shares {i.e., Grant total (A)+(B)+(C) indicated in Statement at para (i)(a) above} | Details of warrants | | Details of convertible securities % w.r.t total | | |
| | | | Number of warrants held | As a % total number of warrants of the same class | Number of convertible securities held | Number of convertible securities of the same class | |
| AFRIN DIA | 2820000 | 9.33 | 0 | 0.00 | 0 | 0.00 | 9.33 |
| INDIA MAX INVESTMENT FUND LIMITED | 2357000 | 7.80 | 0 | 0.00 | 0 | 0.00 | 7.80 |
| TOTAL : | 5177000 | 17.13 | 0 | 0.00 | 0 | 0.00 | 17.13 |



| STATEMENT SHOWING DETAILS OF LOCKED-IN SHARES" | | | |
|--|-----------------------------------|----------------------------|--|
| (I)(d) | | | |
| | | | Locked-in shares as a (%) percentage of total number of shares {i.e., Grand Total (A)+(B)+(C) Indicated in Statement at para (I)(a) above} |
| Sr.No. | Name of the shareholder | Number of locked-in shares | Promoter/Promoter Group/Public |
| 1 | INDIRA SUBBARAMIREDDY TIKKAVARAPU | 298761 | 0.99 PROMOTER/PROMOTER GROUP |
| 2 | SANDEEP KUMAR REDDY TIKKAVARAPU | 298760 | 0.99 PROMOTER/PROMOTER GROUP |
| | TOTAL : | 597521 | 1.98 |

| STATEMENT SHOWING DETAILS OF DEPOSITORY RECEIPTS (DRS) | | | |
|--|---|---------------------------|--|
| (II)(a) | | | |
| | | | Shares underlying outstanding DRs as a percentage of total number of shares {i.e., Grand Total (A)+(B)+(C) indicated in Statement at Para(I)(a) above} |
| Sr.No. | Type of outstanding DR (ADRs,GDRs,SDRs,etc) | Number of outstanding DRs | Number of shares underlying outstanding DRs |
| | | 0 | 0 |
| | TOTAL : | | 0 |

| Statement showing Holding of Depository Receipts (DRs), where underlying shares held by "Promoter/Promoter group" are in excess of 1% of the total number shares. | | | |
|---|-----------------------|--|--|
| (III)(b) | | | |
| | | | Shares underlying outstanding DRs as a percentage of total number of shares {i.e., Grand Total (A)+(B)+(C) indicated in Statement at para(I)(a) above} |
| Sr.No. | Name of the DR Holder | Type of outstanding DR (ADRs,GDRs,SDRs,etc.) | Number of shares underlying outstanding DRs |
| | | | 0 |
| | TOTAL : | | 0 |

